



® Knowledge
Beyond
Measure.

Intelligent Fit Test Solutions

PortaCount® Respirator Fit Tester
Models 8040 and 8048



Achieve a Better Fit and a More Productive You



The Best Fit Tester is Now the Fastest.

The respirator fit testing process is now faster and more streamlined. OSHA's* modified CNC** protocols enable fewer, shorter fit test exercises. Instead of eight exercises, the new rules require four. Total fit test time is reduced from 7:15 minutes to 2:29. Fit test time is 65% faster.

A fit test program will benefit in these ways:

- Rigorous, automated, and quantitative fit testing across all respirator types
- Dramatically increase the number of people you can fit test in a set time
- No compromises on safety and health

* OSHA is the Occupational Safety & Health Administration of the United States Department of Labor

** CNC is the Modified Ambient Aerosol Condensation Nuclei Counter Quantitative Fit Test Protocols

Fit Test Complete in



Fit Test for the Right Reason

Respirator fit testing is about more than compliance with standards or about "checking the box" as quickly as possible, it's about safety. Staff working in dangerous environments deserve the very best protection possible from a respirator.

PortaCount® Fit Testers deliver safety by utilizing the most effective quantitative fit testing method available to identify poor fitting masks. Industry-first features train staff how respirators should be worn to be most protective.

Choose PortaCount® Fit Testers for respirator training and fit testing you can trust.



35 Years Didn't Just Happen. **We earned them.**

Since introducing the first generation PortaCount® Respirator Fit Tester in 1987, we've continued to build on our tradition of innovation. Listening, learning, designing and developing to bring you the best respirator fit testing solution. Setting the standard with each PortaCount® instrument introduction for reliability and accuracy, that will not stop with our current fourth generation.

The TSI approach to industry standards: **Raise them.**

PortaCount® Fit Testers combine real-time and real-world measurements to advance respirator safety beyond what any other fit tester can deliver. Choose the industry's most accurate, fastest and easiest fit tester to increase your staff's safety, with software and features to improve your program's efficiency and productivity from training through compliance. Trusted by professionals worldwide.

Legacy. Leader. Proven. Trusted.

Trust PortaCount® The One Fit Test for Any Respirator

Simplify your fit test program with one consistent and objective testing experience across all respirator types, including all N95 filtering facepieces.

Model 8040



Model 8048






The Efficient Fit Test Assistant


Achieve a better respirator fit for more staff in less time. The PortaCount® Fit Tester boosts your productivity by making the entire respirator training and fit testing process more efficient.

- Start and complete a fit test more easily than ever before
- Find the right mask and a better fit more quickly using real time FitCheck® Mode
- Free-up test administrators to multitask by letting the instrument do the work
- Increase your percentage of passed fit tests with better staff training and the early identification of respirators that fit poorly



Real-Time Measurements, Real-World Safety

Provide staff with a respirator fit test they can both learn from and count on. PortaCount® Fit Testers combine real-time and real-world measurements to advance respirator safety beyond what any other fit test can deliver.



Real-Time Measurements

Real-time measurements not only allow you to quickly find the correct size mask, but also provide staff with a greater understanding of how and when their respirator best protects them.



Real-World Safety

Real-world measurements evaluate respirator fit during actual movement, breathing and talking; providing an accurate reflection of how a respirator will protect staff on the job.






Your Guide to a Better Fit Test



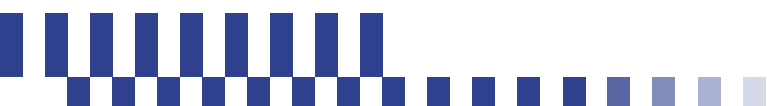
FitCheck® Mode

Utilize a real-time radial display or live graph to show how a respirator's fit changes throughout donning and adjustment. Real-time FitCheck® Mode allows you to quickly identify the right mask and provide staff with a better understanding of how their respirator fits. Instant fit feedback reduces failed fit tests and allows you to achieve a better fit in less time.



Fewer Steps to a Fit Test

Starting a fit test is easy, simply complete the "Assign Person" screen and push "Start." The instrument does the rest. A simplified interface means a more user-friendly experience and an efficient use of your time.





Animations for a Better Fit

Video animations guide staff through the proper movements for each fit test exercise, better identifying respirators that fit poorly. Video animations free administrators from the need to coach staff through the fit test, ensuring consistency and allowing time to multitask for increased productivity.



Quantifying Results, Automating Documentation

FitPro™ Ultra Fit Test Software automatically records test results to a database that is simple to manage and share. PortaCount® Fit Testers assist with administrative tasks beyond the fit test, allowing you to get more accomplished with your time. Documenting your program's compliance has never been easier.

FitPro™ Ultra Software

Fit Testing Reimagined

TSI has redesigned every aspect of FitPro™ Ultra Software to improve the user experience and create the most powerful fit test software available. From touchscreen tablets to PC laptops, FitPro™ Ultra Fit Test Software is easy to use and is similar in design to applications you use every day on your own personal devices.



FitPro Ultra Software

Free and included with instrument purchase

Device Flexible

FitPro Ultra Software is compatible with Windows® tablets* and laptops**

* FitPro Ultra compatible with tablets running versions of Windows 10 and newer.

** FitPro Ultra compatible with laptops running versions of Windows 7 and newer.

To see our list of patents please visit: tsi.com/patents

Windows is a registered trademark of Microsoft Corporation in the United States and/or other countries.

FitCheck, PortaCount, TSI and the TSI logo are registered trademarks of TSI Incorporated in the United States and may be protected under other country's trademark registrations.

Fit Testing	■
Real-Time Measurements	■
FitCheck® Mode Radial Dial	■
FitCheck® Mode Live Graphs	■
Ambient Environment Live Graphs	■
Newly Designed and Intuitive Software	■
Animated Test Exercises	■
Database Management	■
Export Reports	■
Pre-Fit Test Training	■
Interactive Troubleshooting	■
Touchscreen Tablet* and/or PC** Compatible (*Windows 10 or newer ** Windows 7 or newer)	■
Wireless Capable* (*with purchase of USB Wi-Fi dongle)	■
OSHA, CSA, HSE INDG ANSI/ASTM, ISO, INRS and JIS accepted for ALL Respirators	■
Measures Fit Factors from 0 to Greater than 10,000	■

Learn more at tsi.com/portacount4



Knowledge Beyond Measure.

TSI Incorporated - Visit our website www.tsi.com for more information.

USA	Tel: +1 800 874 2811	India	Tel: +91 80 67877200
UK	Tel: +44 149 4 459200	China	Tel: +86 10 8219 7688
France	Tel: +33 1 41 19 21 99	Singapore	Tel: +65 6595 6388
Germany	Tel: +49 241 523030		