



® Knowledge  
Beyond  
Measure.

# Intelligent Fit Test Solutions

PortaCount™ Respirator Fit Tester  
Models 8040 and 8048



# Achieve a Better Fit and a More Productive You.



35 Years Didn't Just Happen. We earned them.

Since introducing the first generation PortaCount™ Respirator Fit Tester in 1987, we've continued to build on our tradition of innovation. Listening, learning, designing and developing to bring you the best respirator fit testing solution. Setting the standard with each PortaCount™ instrument introduction for reliability and accuracy, that will not stop with our current fourth generation.

The TSI® approach to industry standards: **Raise them.**

PortaCount™ Fit Testers combine real-time and real-world measurements to advance respirator safety beyond what any other fit tester can deliver. Choose the industry's most accurate, fastest and easiest fit tester to increase your staff's safety, with software and features to improve your program's efficiency and productivity from training through compliance. Trusted by professionals worldwide.

**Legacy. Leader. Proven. Trusted.**

## Save Time With Respirator Fit Testing

Of course respirator fit testing takes time, but you can still save a lot of time! By investing time in fit testing, you reduce the risk of your staff being off for days or weeks at a time. Reduce infection-related staff absenteeism by implementing a fit testing programme.

The new PortaCount™ Respirator Fit Tester features intelligent touchscreen solutions, providing assistance across your entire respiratory protection programme from training through compliance.

Choose the industry's most trusted fit tester to increase your staff's safety, while new software and features improve your programme's efficiency and productivity.



## Maximize Safety with Quantitative Testing

Eliminate the guesswork and subjectivity associated with qualitative testing methods such as Saccharin and Bitrex® by attaining a better measure of a respirator's fit.

- Studies show that quantitative fit testing achieves higher Simulated Workplace Protection Factors (SWPF) than qualitative methods for disposable filtering facepieces.\*
- Quantitative fit testing is objective, resulting in numeric data that accurately describes a respirator's fit. No longer rely on a person's senses and self-reported feedback to determine if a mask fits.

\*Dulling, M.G., Lawrence, L.B., Slaven, J.E., Coffey, C.C., (HHS/PHS/CDC/NIOSH), "Simulated Workplace Protection Factors for Half-Facepiece Respiratory Protective Devices." Journal of Occupational and Environmental Hygiene, Vol. 4, No. 6, pp. 420-431, June 2007.

## Any Disposable Mask, a Numeric Measure of Fit

The PortaCount™ Fit Tester Model 8048 is the only quantitative fit test that works for all disposable respirators and brands, in addition to any other respirator your facility uses. Simplify your fit test program with one consistent and objective testing experience across all respirator types with real-time feedback that guides to a better fit in less time.

Model 8040



Model 8048





## The Efficient Fit Test Assistant

Achieve a better respirator fit for more staff in less time. The PortaCount™ Fit Tester boosts your productivity by making the entire respirator training and fit testing process more efficient.

- Start and complete a fit test more easily than ever before
- Find the right mask and a better fit more quickly using real time FitCheck™ Mode
- Free-up test administrators to multitask by letting the instrument do the work
- Increase your percentage of passed fit tests with better staff training and the early identification of respirators that fit poorly

## See When it Fits Teach How it Fits

Provide your staff with a fit test that teaches how and when their respirator provides adequate protection. PortaCount™ Fit Testers combine real-time and real-world measurements to advance respirator safety beyond what any other fit test can deliver.



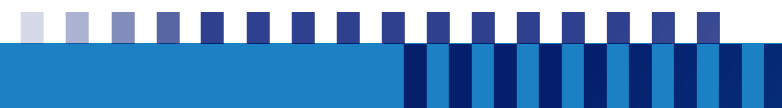
### Test Administrators

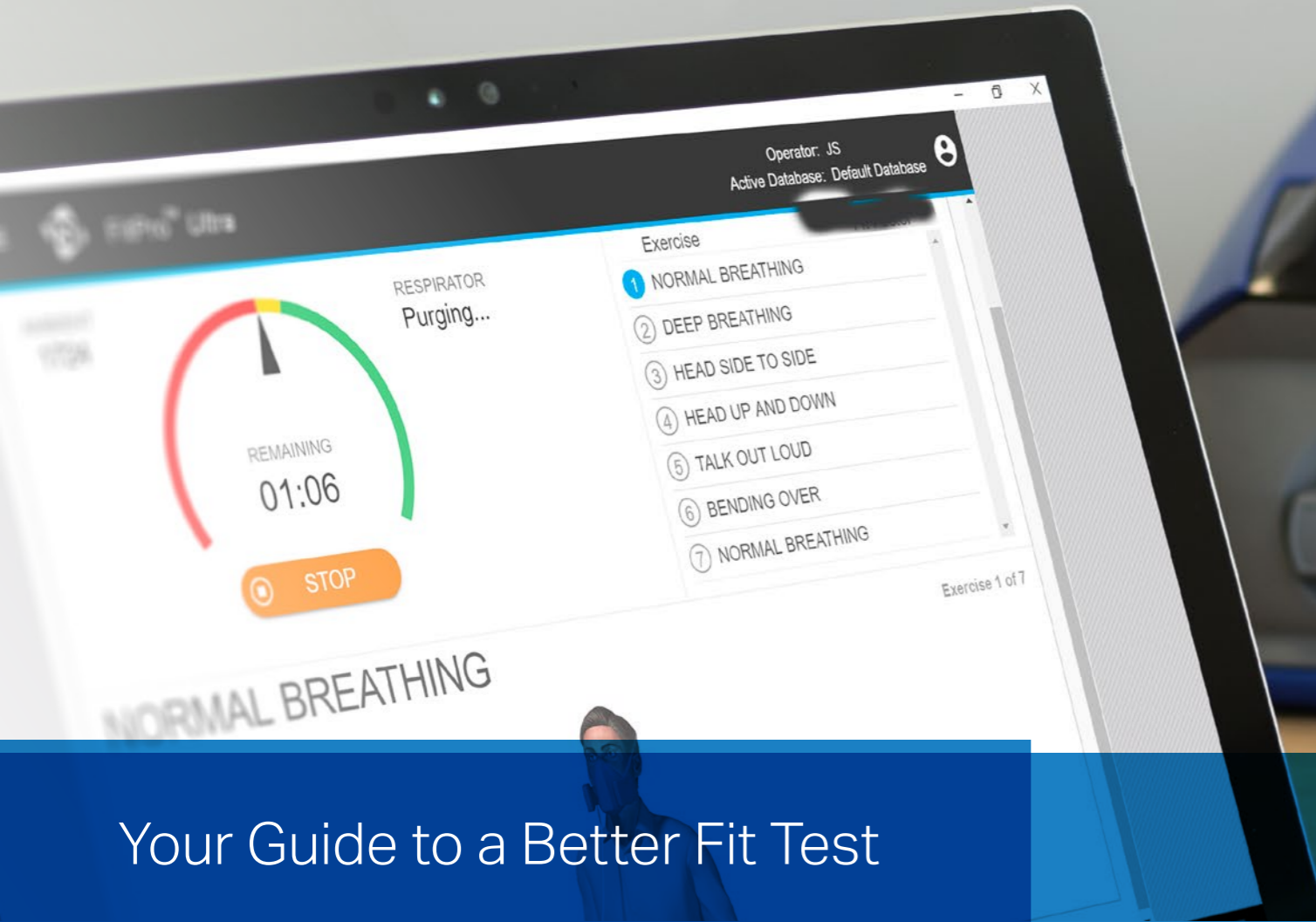
Real-time FitCheck™ Mode allows administrators to instantly evaluate a respirator's fit and identify the correct mask for even the hardest to fit staff, reducing failed fit tests and saving time.



### Staff

Real-time displays allow you to show staff how their respirator's fit changes during donning and adjustment, providing them with a greater understanding of how and when their respirator best protects them.





## Your Guide to a Better Fit Test




### FitCheck™ Mode

Utilize a real-time radial display or live graph to show how a respirator's fit changes throughout donning and adjustment. Real-time FitCheck™ Mode allows you to quickly identify the right mask and provide staff with a better understanding of how their respirator fits. Instant fit feedback reduces failed fit tests and allows you to achieve a better fit in less time.



### Fewer Steps to a Fit Test

Starting a fit test is easy, simply complete the "Assign Person" screen and push "Start." The instrument does the rest. A simplified interface means a more user-friendly experience and an efficient use of your time.



### Animations for a Better Fit

Video animations guide staff through the proper movements for each fit test exercise, better identifying respirators that fit poorly. Video animations free administrators from the need to coach staff through the fit test, ensuring consistency and allowing time to multitask for increased productivity.



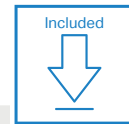
### Quantifying Results, Automating Documentation

FitPro™ Ultra Fit Test Software automatically records test results to a database that is simple to manage and share. PortaCount™ Fit Testers assist with administrative tasks beyond the fit test, allowing you to get more accomplished with your time. Documenting your program's compliance has never been easier.

# FitPro™ Ultra Software

## Fit Testing Reimagined

TSI® has redesigned every aspect of FitPro™ Ultra Software to improve the user experience and create the most powerful fit test software available. From touchscreen tablets to PC laptops, FitPro™ Ultra Fit Test Software is easy to use and is similar in design to applications you use every day on your own personal devices.



### FitPro Ultra Software

Free and included with instrument purchase

## Device Flexible

FitPro Ultra Software is compatible with Windows® tablets\* and laptops\*\*

- \* FitPro Ultra compatible with tablets running versions of Windows 10 and newer.
- \*\* FitPro Ultra compatible with laptops running versions of Windows 7 and newer.

To see our list of patents please visit:  
[tsi.com/patents](http://tsi.com/patents)

Windows is a registered trademark of Microsoft Corporation in the United States and/or other countries.

TSI and the TSI logo are registered trademarks of TSI Incorporated in the United States and may be protected under other country's trademark registrations.

Fit Testing	■
Real-Time Measurements	■
FitCheck™ Mode Radial Dial	■
FitCheck™ Mode Live Graphs	■
Ambient Environment Live Graphs	■
Newly Designed and Intuitive Software	■
Animated Test Exercises	■
Database Management	■
Export Reports	■
Pre-Fit Test Training	■
Interactive Troubleshooting	■
Touchscreen Tablet* and/or PC** Compatible (*Windows 10 or newer ** Windows 7 or newer)	■
Wireless Capable* (*with purchase of USB Wi-Fi dongle)	■
HSE INDG, OSHA, CSA, ANSI/ASTM, ISO, INRS and JIS accepted for ALL Respirators	■
Measures Fit Factors from 0 to Greater than 10,000	■

Learn more at [tsi.com/portacount4](http://tsi.com/portacount4)



TSI Incorporated - Visit our website [www.tsi.com](http://www.tsi.com) for more information.

<b>USA</b>	Tel: +1 800 874 2811	<b>India</b>	Tel: +91 80 67877200
<b>UK</b>	Tel: +44 149 4 459200	<b>China</b>	Tel: +86 10 8219 7688
<b>France</b>	Tel: +33 1 41 19 21 99	<b>Singapore</b>	Tel: +65 6595 6388
<b>Germany</b>	Tel: +49 241 523030		