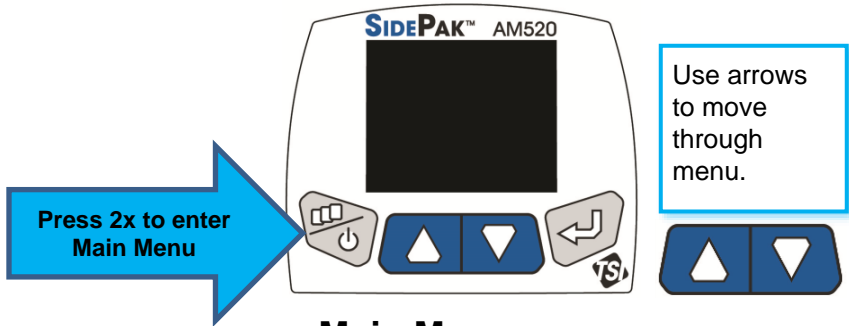


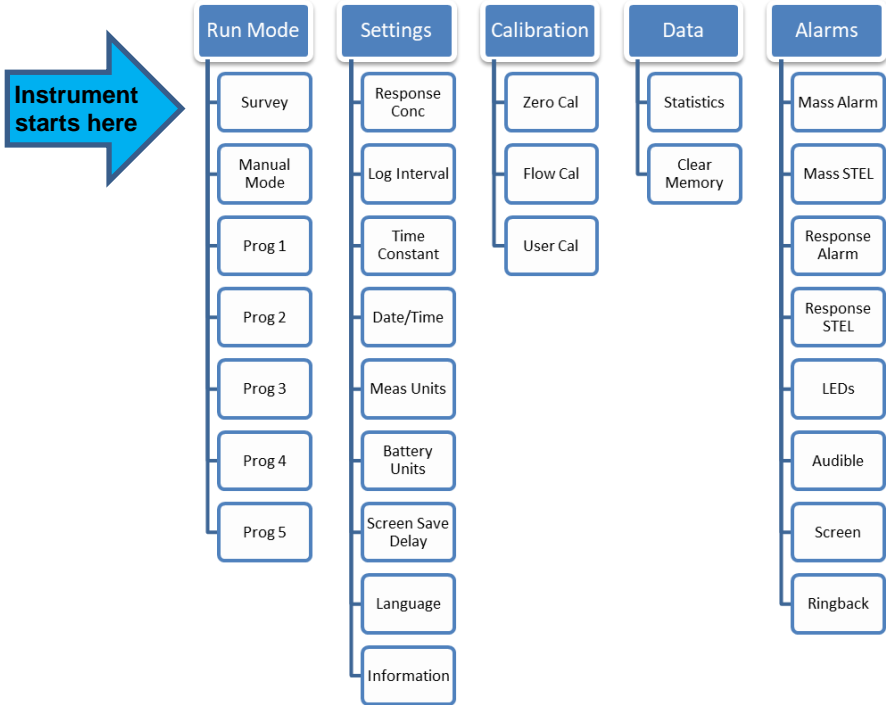
SidePak™ Personal Aerosol Monitor

Model AM520/AM520i

Quick Start Guide



Main Menu



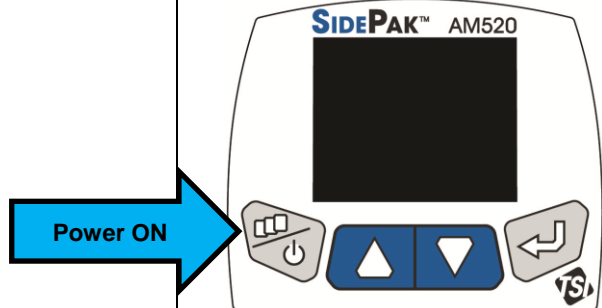
1. **Install the battery and secure with screws.**
2. **Charge the battery**
(see User Guide for battery charging warnings)



3. **Select Impactor and sintered disk (if needed).**



4. **Power on.**



<p>5. If using impactors . . . verify 1.7 L/min flow rate with flow calibrator (sold separately).</p> 	
<p>6. Zero Cal the instrument (Menu Calibration Zero Cal . . . and follow on-screen instruction.)</p> 	
<p>7. Select Calibration Factor (if needed) (Menu Calibration User Cal).</p> <p>Factory default = 1.0, Ambient Aerosol = 0.38, or Custom calibration factor.</p>	
<p>8. Select Run Mode (Menu Survey – Manual – Program).</p> <p>NOTE: Survey Mode does not log data.</p> <p>Programs 1 to 5 are set up in TrakPro™ Data Analysis Software on a computer and imported into the AM520/AM520i.</p>	

9. Download logged data to TrakPro™ v5 software (sold separately).

AM520/AM520i must be powered “on” to communicate and download data.



TSI and TSI logo are registered trademarks of TSI Incorporated in the United States and may be protected under other country's trademark registrations.

SidePak and TrakPro are trademarks of TSI Incorporated.



Knowledge Beyond Measure.

TSI Incorporated – Visit our website www.tsi.com for more information.

USA

Tel: +1 800 680 1220

India

Tel: +91 80 67877200

UK

Tel: +44 149 4 459200

China

Tel: +86 10 8219 7688

France

Tel: +33 1 41 19 21 99

Singapore

Tel: +65 6595 6388

Germany

Tel: +49 241 523030

