

PortaCount™ Respirator Fit Tester Network Connectivity Enhancement



For Model 8040 and 8048

Application Note RFT-031 (US)

A newly available software and firmware update for PortaCount™ Respirator Fit Tester Models 8040 and 8048 now supports a second USB communication mode, **USB Serial**. This mode allows for greater versatility when integrating PortaCount™ instruments and FitPro™ Ultra software running on Windows® devices (laptops, desktops or tablets) in corporate networks. Corporate networks have seen increased security from Microsoft® Operating Systems and network administrators. USB Serial will now be the default communication mode. This enhancement requires both an update to the instrument's firmware and the FitPro™ Ultra software on Windows® devices.

Updating the Software and Firmware

Download software and firmware updates at:

<https://tsi.com/software/tsi-software-and-firmware-wizard/>.

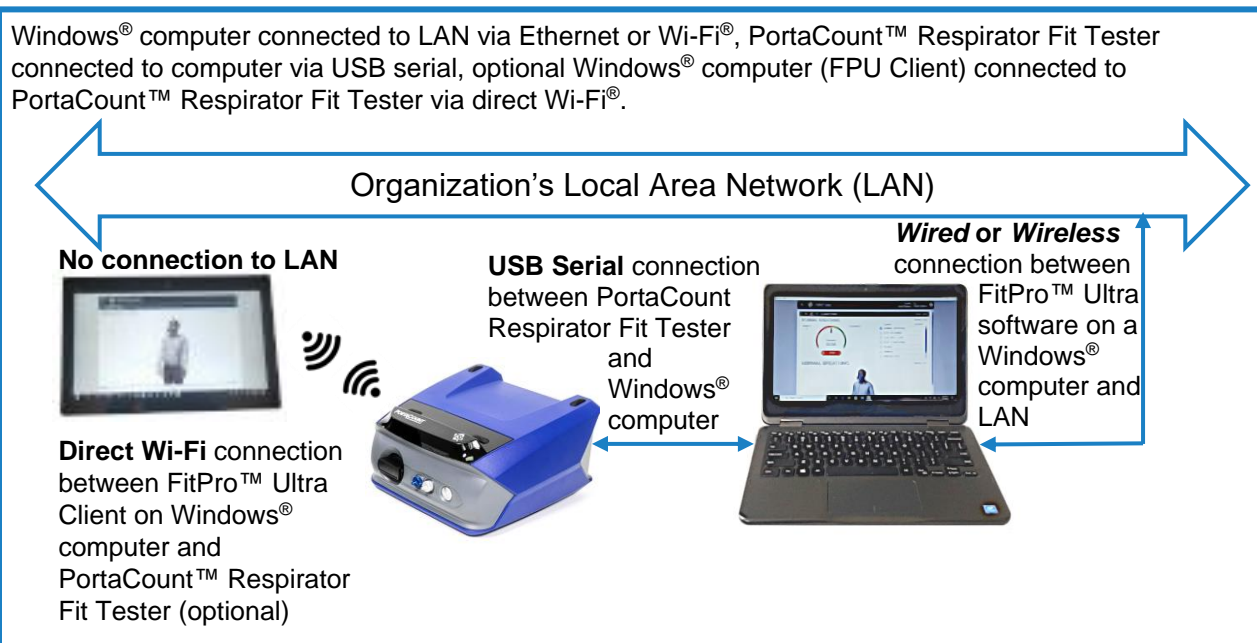
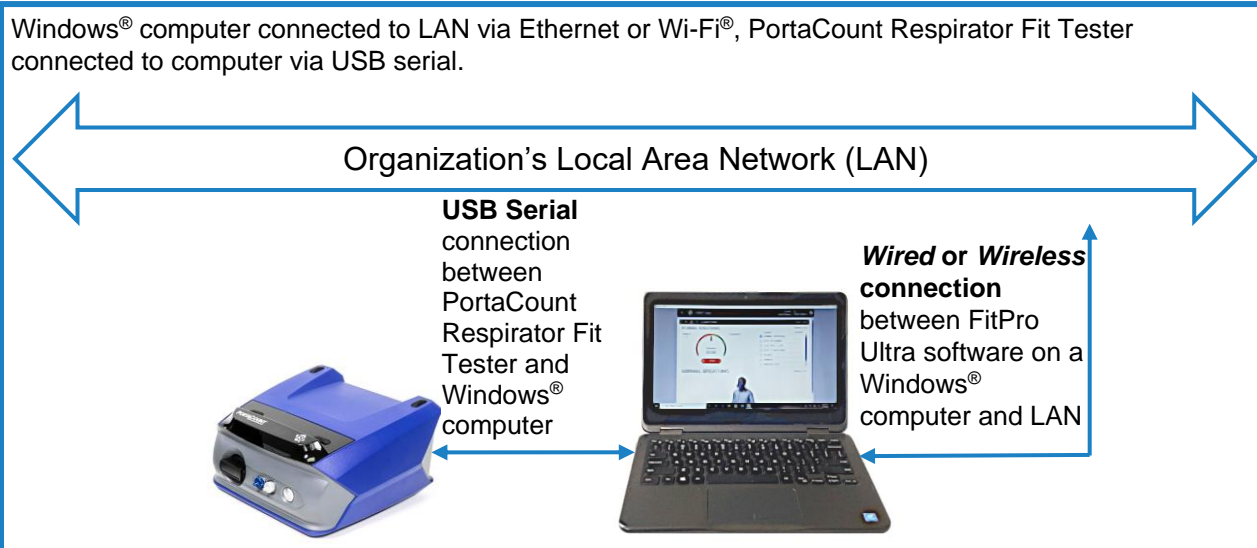
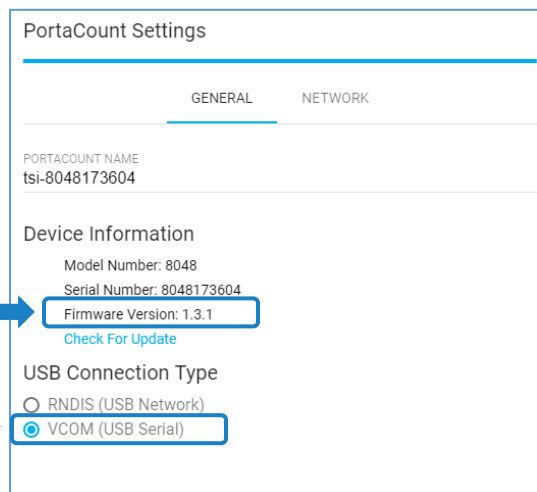
1. In the search box, type "PortaCount," select Model 8040 or 8048 and click **"Search."**
2. Download the PortaCount™ Firmware Update v1.3.1.
 - a. Save the zip file and unzip it to obtain file "pc-804x-1.3.1.swu."
 - b. Save that file to a thumb-drive. Ensure this is the only firmware file on the thumb-drive, delete any other *.swu files if present.
 - c. Download the Firmware Update Instructions and the new software "FitPro Ultra v4.9.0 Software Setup."
3. Alternately, new software can be obtained in FitPro™ Ultra software itself - when connected to the internet; FitPro™ Ultra software will detect the availability of the v4.9 upgrade.
4. Installation:
 - a. Install the FitPro™ Ultra Software first.
 - b. Then follow the Firmware Update Instructions to update the PortaCount firmware.
5. After installing the new software and firmware updates, reboot the PortaCount instrument and reconnect the computer.
6. Select PortaCount™ Settings, and on this screen verify that the firmware is updated to version 1.3.1 and that the USB Connection Type has been set to VCOM (USB Serial).

You are now ready to use USB Serial connectivity mode. Some of the typical connection configuration examples are shown in the next page.

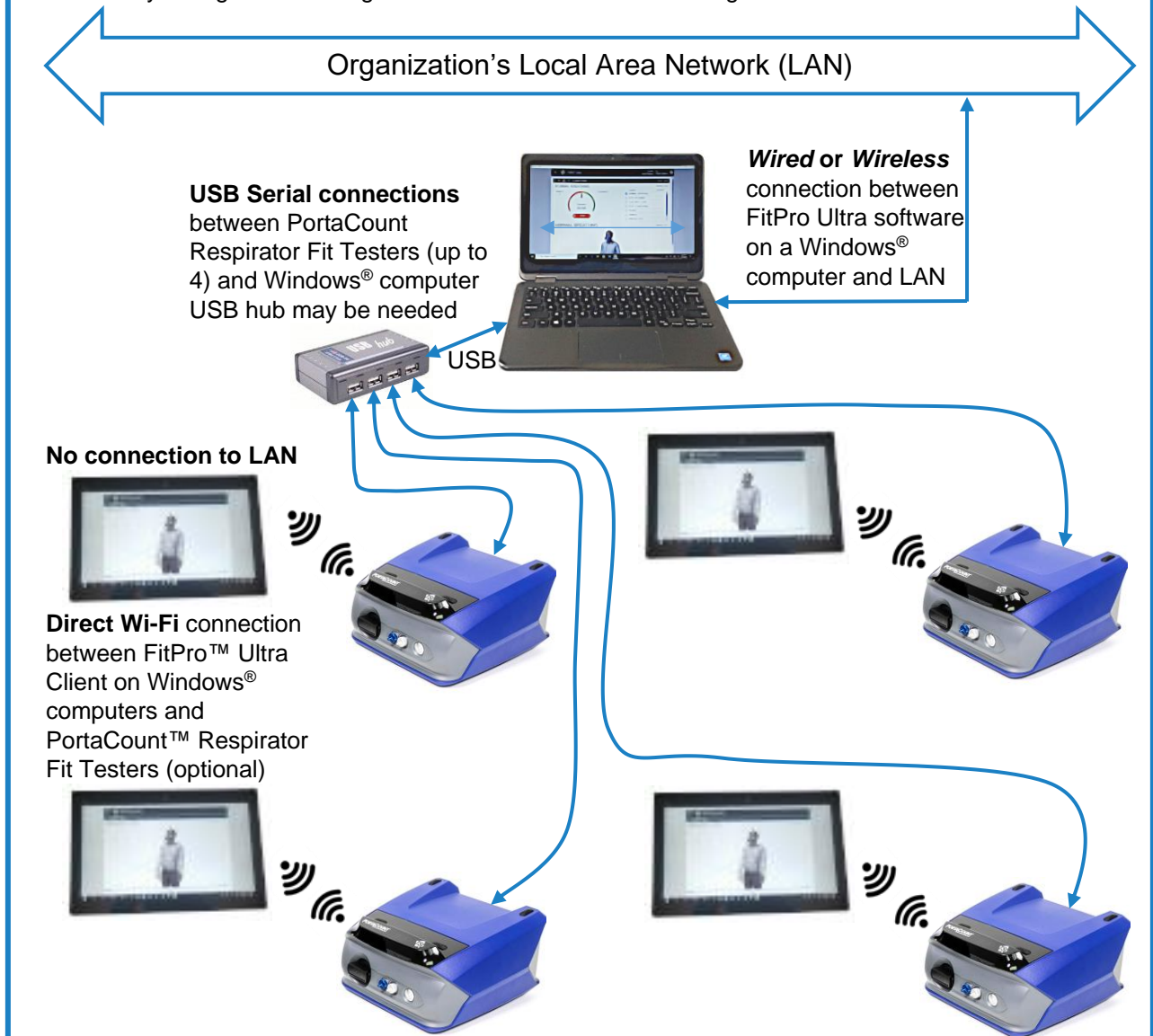
If you have any questions, please contact TSI® Incorporated's Customer/Technical Support at 800-680-1220 or answers@tsi.com / technical.services@tsi.com.

Configuration Examples

With the new PortaCount™ firmware v1.3.1 and FitPro™ Ultra v4.9.0 software, the default connection type is USB Serial. Here are a few configuration examples showing best-practice connections when using a FitPro Ultra software on a Windows® computer (desktop/laptop PC or Windows® operating system tablet) on a Local Area Network (LAN).



Windows® computer connected to LAN via Ethernet or Wi-Fi®, multiple PortaCount™ Respirator Fit Testers connected to computer via USB serial, optional Windows® computers (FPU Clients) connected to PortaCount™ Respirator Fit Testers via Wi-Fi®. Up to four PortaCount Respirator Fit Testers can be controlled by a single PC running FitPro Ultra software in this configuration.



TSI and the TSI logo are registered trademarks of TSI Incorporated in the United States and may be protected under other country's trademark registrations.

Microsoft and Windows are registered trademarks of Microsoft Corporation.

Wi-Fi is a registered trademark of Wi-Fi Alliance.



Knowledge Beyond Measure.

TSI Incorporated – Visit our website www.tsi.com for more information.

USA Tel: +1 800 680 1220
UK Tel: +44 149 4 459200
France Tel: +33 1 41 19 21 99
Germany Tel: +49 241 523030

India Tel: +91 80 67877200
China Tel: +86 10 8219 7688
Singapore Tel: +65 6595 6388