



## TSI Link<sup>™</sup> Report Creator Add-in Installation

Setup Guide (US)

---

### Contents

Contents .....	1
Overview .....	1
Microsoft <sup>®</sup> Excel <sup>®</sup> Version Requirements.....	1
Installing the Report Creator Add-in from the App Store .....	2

---

### Overview

The TSI Link<sup>™</sup> Report Creator add-in provides an easy way to access and analyze data from your survey instruments. Customizable analytical reports in Microsoft<sup>®</sup> Excel<sup>®</sup> save time and resources. These reports quickly provide analysis and insights for you and your customers

---

### Microsoft<sup>®</sup> Excel<sup>®</sup> Version Requirements

**For Microsoft<sup>®</sup> Excel<sup>®</sup> software running on your computer** – the TSI<sup>®</sup> Link<sup>™</sup> Report Creator add-in will work with the following configurations:

- Windows<sup>®</sup> operating system – Microsoft<sup>®</sup> Excel<sup>®</sup> 2019 software or newer desktop
- Macintosh<sup>®</sup> Excel<sup>®</sup> 2019 software or newer desktop
- Microsoft<sup>®</sup> 365 operating system

**For Microsoft<sup>®</sup> Excel<sup>®</sup> for the web** – i.e., via a browser -- the following environments are recommended:

- Microsoft<sup>®</sup> Excel<sup>®</sup> 2019 or newer using IE 11 via a Google<sup>®</sup> Chrome<sup>®</sup> or Microsoft<sup>®</sup> Edge<sup>®</sup> browser
  - Can be used on a tablet running Android<sup>®</sup> 10 and accessed via a Google<sup>®</sup> Chrome<sup>®</sup> browser
  - Operating system must be either Windows<sup>®</sup> 10, 11 or Mac<sup>®</sup> Ventura<sup>®</sup> operating system


# Installing the Report Creator Add-in from the App Store

1. Go to the Microsoft® Store for Excel® Add-ins.

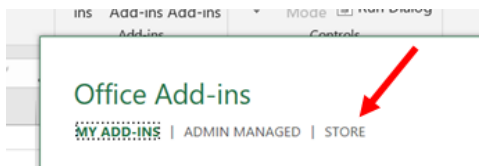
Under **Insert** tab | **Add-ins** section, choose **My Add-ins**.

or

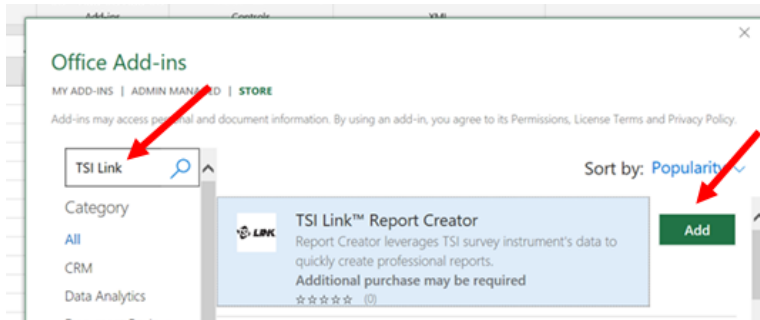
Use Excel® software's "Tell Me what you want to do" and search for "Insert an Add-in."



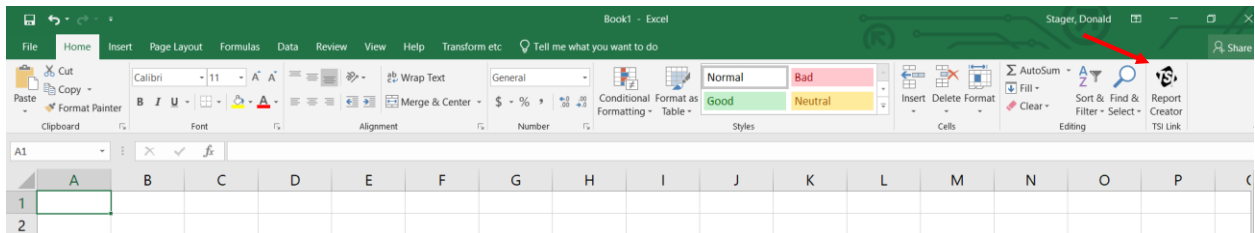
2. A dialog box appears. Click the **STORE** tab.



3. Enter "TSI Link" into the search box. Locate the **TSI Link™ Report Creator** add-in and click **Add**.



4. Review and Agree to Terms and Conditions
5. The Report Creator icon should now be on the Excel® home tab.



TSI and the TSI logo are registered trademarks of TSI Incorporated in the United States and may be protected under other country's trademark registrations. Microsoft, Windows, Edge, and Excel are registered trademarks of Microsoft Corporation. Macintosh and Ventura are registered trademarks of Apple Inc. Android and Google Chrome are trademarks of Google LLC.



**Knowledge Beyond Measure.**

TSI Incorporated – Visit our website [www.tsi.com](http://www.tsi.com) for more information.

**USA** Tel: +1 800 680 1220  
**UK** Tel: +44 149 4 459200  
**France** Tel: +33 1 41 19 21 99  
**Germany** Tel: +49 241 523030  
**India** Tel: +91 80 67877200  
**China** Tel: +86 10 8219 7688  
**Singapore** Tel: +65 6595 6388